

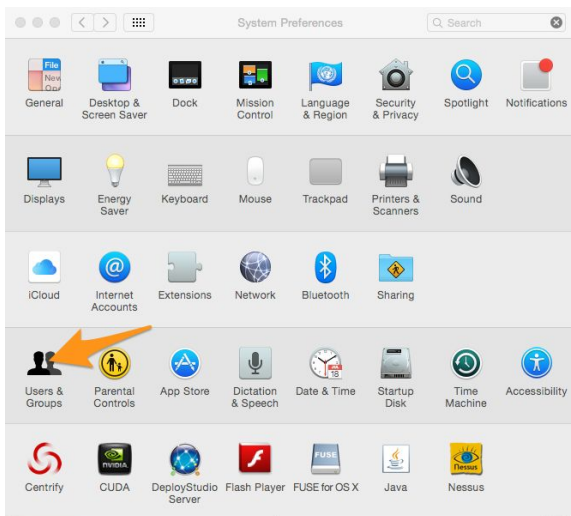


Canyons School District
Information Technology Department
9361 S. 300 E.
Sandy, UT 84070
801-501-1040

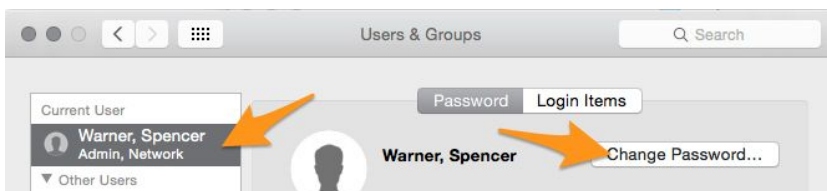
Mac Password Reset

This document details how to reset the password on Mac. This process will reset the email and login password.

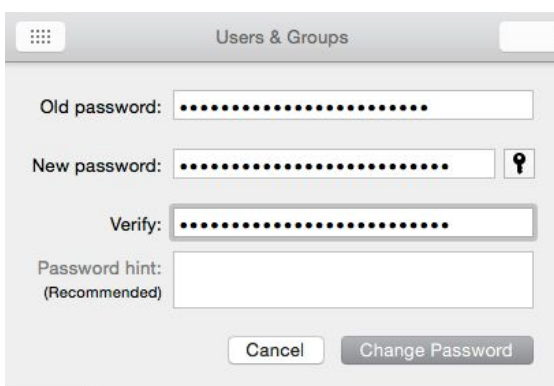
Open System Preferences, Users & Groups



Make sure your name is highlighted on the left and says “Network” then click the Change Password Box.



Put your old password in the Old password box, and the new password in the New password and Verify boxes then click Change Password





Canyons School District
Information Technology Department
9361 S. 300 E.
Sandy, UT 84070
801-501-1040

If you see a box like this you can click Now and it will let you change your password, this is also an effective way of changing the login and email password.



After the password has been reset it will need to be changed on phones or tablets.