

Instructional Hierarchy


Guide students through acquisition, automaticity, then application of concepts using technology!

Acquisition




QuickTime Player

QuickTime can be used to record your computer or iPad screen. Give your students direction instruction they can watch at their own pace, and as many times as they need!



Notability

Annotate PDFs, take notes, record lectures, and mark-up photos




Automaticity



Quizlet

Flashcards, tests and study games make learning anything fun. Embed Quizlet in a Canvas page or access on a computer or mobile device.



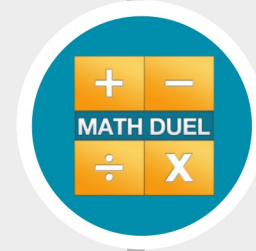
Fluency Tutor

Share passages via Google Drive for students to record their reading aloud and give feedback to them with this extension.



Math Duel



This split screen app allows 2 players to dual against each other. Customize the level for individual players, so it's a level playing field. Can also be used for a single player.



Application



Screen Chomp

Makes it easy for students to record themselves, sketch, create, and share their work with this video creation app.



Google Drawings

Use Google Drawings to have students create mind maps or illustrate concepts learned right within CSDDocs.



Canvas

Students can submit a variety of file types for assignments, or record themselves (audio or video) directly in Canvas.

