

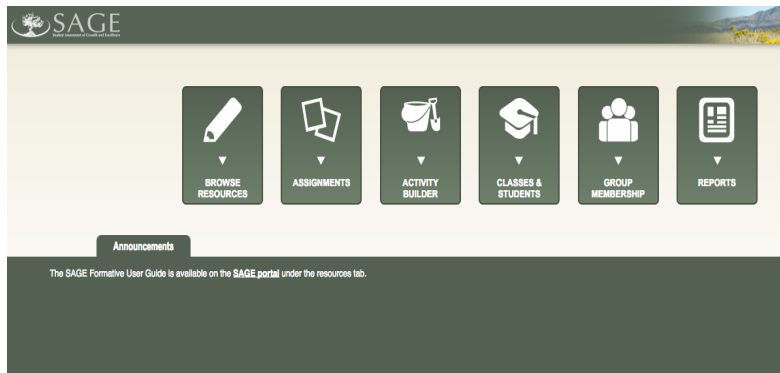
How to print SAGE Test Login Tickets

1. Go to the SAGE Portal: <http://www.sageportal.org>.
2. Click Teachers>SAGE Formative>Login
 - a. Username is teacher's district email address.
 - b. The password is a password you chose when setting up your account.
 - c. If you cannot log into SAGE Formative, please see your school Ed Tech.

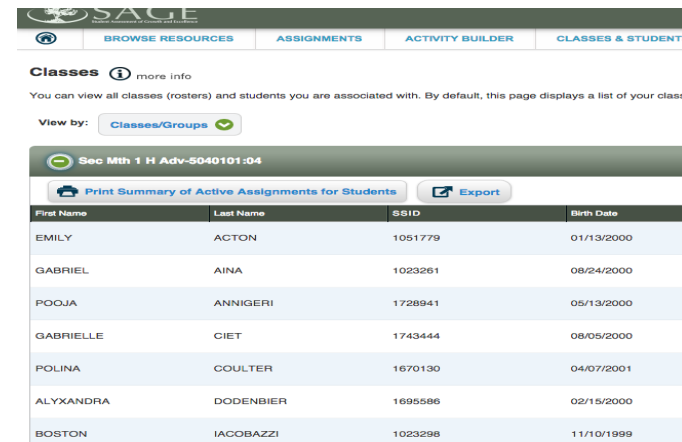
4. Click the + sign next to each class listed to open up a list of all of your students.




2. Once logged into the portal a menu of choices is presented.



5. Your screen will look like the image below.



3. Click on the Classes & Students button.



6. Print the page! Do not click export data. Just print the page as you would any webpage.

7. Cut into strips!